

W&B IP Newsletter



June of 2024, Vol. 86

Contents

The Latest from Watson & Band

Watson & Band Again Recognized in 2024 IAM Patent 1000 Ranking, Several Professionals Acclaimed as Outstanding Individuals	2
Watson & Band Again Listed in MIP's 2024 IP STARS Trademark Rankings	2
Watson & Band's Senior Founding Partner Shenmin Xu Elected as Executive Director of the 11th Council of the All-China Patent Attorneys Association	3
Watson & Band Again Listed in Benchmark Litigation 2024 China Rankings	3

Patent

CNIPA Releases Statistics on Patents (January-May 2024)	3
---	---

Trademark

CNIPA Releases Statistics on Trademarks (January-May 2024)	6
--	---

Other Intellectual Property Developments

CNIPA Releases Statistics on Geographical Indications and IC Layout Designs (January-May 2024).....	7
---	---

Special Bulletin

Chinese Enterprises Strengthen Patent Presence in Belt and Road Countries in 2023	7
---	---



Website: www.watsonband.com

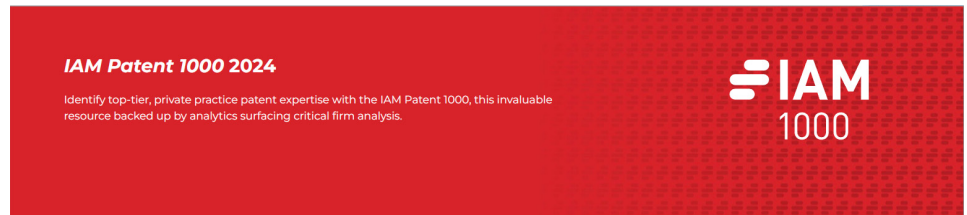
E-mail: mailip@watsonband.com | mail@watsonband.com

The Latest from Watson & Band

Watson & Band Again Recognized in 2024 IAM Patent 1000 Ranking, Several Professionals Acclaimed as Outstanding Individuals

Recently, the internationally renowned intellectual property media outlet, Intellectual Asset Management (IAM), unveiled its 2024 "IAM Global Patent 1000" rankings (IAM Patent 1000 2024). Watson & Band's exceptional professional capabilities, outstanding achievements, and stellar reputation in the patent realm have once again been recognized, earning the firm listings on both the patent application and patent litigation sectors for China.

Furthermore, Hua Xiao, General Manager and Yingcong Xu, Deputy General Manager of Watson & Band Intellectual Property Agency Ltd., have been



recognized as Outstanding Individuals in the patent application sector for another consecutive year. Additionally, Senior Partner Jianguo Huang and Partner Yue Zhang of Watson & Band Law Offices have also been honored again as Outstanding Individuals in the patent litigation category.

The IAM Patent 1000 is dedicated to the patent sector, conducting comprehensive research and providing objective ratings for professionals and law firms across various specialized patent areas within key jurisdictions worldwide. This allows the publication to recommend the top-performing firms and practitioners to industry professionals globally.

Watson & Band Again Listed in MIP's 2024 IP STARS Trademark Rankings



The prestigious "IP STARS 2024 China Trademark Law Firm Rankings" have recently been released, with Watson & Band once again securing its position among the top echelons. For the fifth consecutive year, the firm's exceptional track record and esteemed reputation in trademark dispute resolution have secured its place among the elite, highlighting its leadership in the "Trademark Disputes" category.

IP STARS stands as the go-to comprehensive guide in the global intellectual property landscape, providing invaluable insights for corporations and individuals seeking to engage top-tier IP legal talent.

Managing Intellectual Property (MIP) launched its pioneering legal directory in 1994, which evolved into the renowned IP STARS in 2013. With its extensive coverage spanning over six intellectual property domains and more than 70 jurisdictions, IP STARS has firmly established itself as the definitive, globally acknowledged and authoritative resource for IP firms and professionals.

The Latest from Watson & Band

Watson & Band’s Senior Founding Partner Shenmin Xu Elected as Executive Director of the 11th Council of the All-China Patent Attorneys Association

During the prestigious 11th National Member Representative Conference of the All-China Patent Attorneys Association, held at Beijing’s Friendship Hotel on June 12, **Shenmin Xu, Senior Founding Partner and Senior Patent Attorney at Watson & Band, was elected as an Executive Director of the 11th Council.**

The conference attracted over 300 delegates nationwide, including high-profile figures such as Changyu Shen, Party Secretary and Director of the National Intellectual Property Administration. Prominent officials from the United Front Work Department, the Supreme People’s Court, and the Ministry of Civil Affairs also attended, along with officials and member representatives from various provinces, autonomous regions, and municipalities across the country.



Watson & Band Again Listed in Benchmark Litigation 2024 China Rankings

On June 4, 2024, Benchmark Litigation, a globally respected legal rating agency, released its 2024 China Rankings, reaffirming Watson & Band’s position as a leader in the field. The firm was ranked in the second tier in the “Shanghai: Intellectual Property” category for the fourth consecutive year, a recognition that began with its debut in the inaugural edition of Benchmark Litigation China in 2021.

This consistent recognition highlights Watson & Band’s relentless dedication to excellence and its formidable reputation in the intellectual property dispute resolution. Yizhou Liu, Secretary General of Watson & Band’s Management Committee and a distinguished Senior Partner, has once again been honored as a “Litigation Star” in this area.



BENCHMARK LITIGATION
中国 2024

NOW LIVE



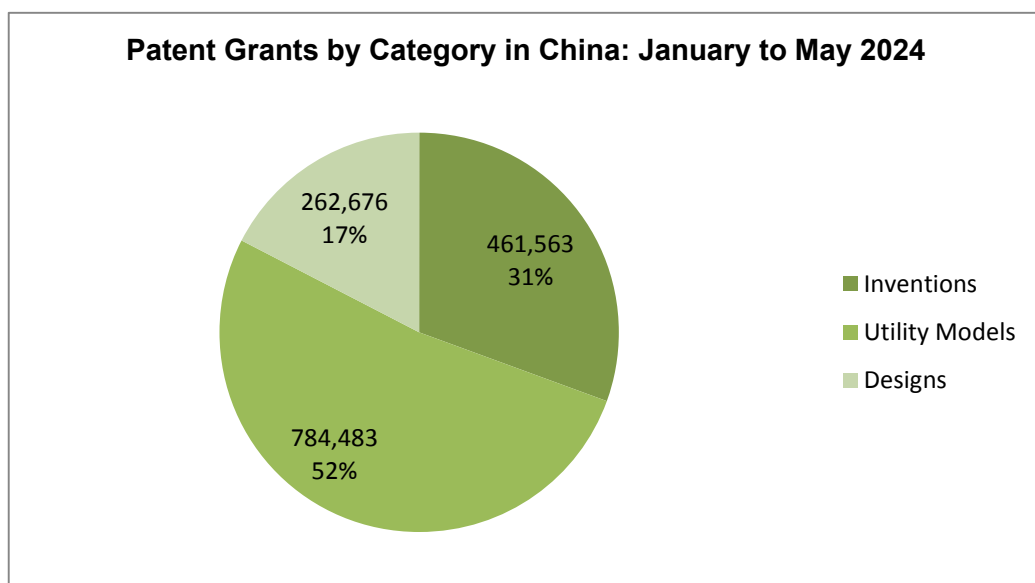
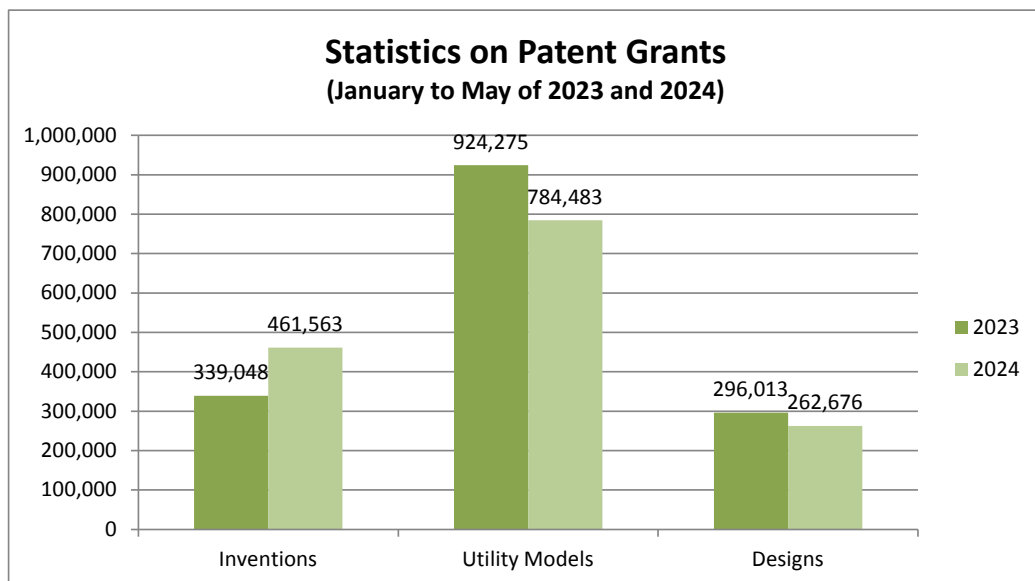
Patent

CNIPA Releases Statistics on Patents (January-May 2024)

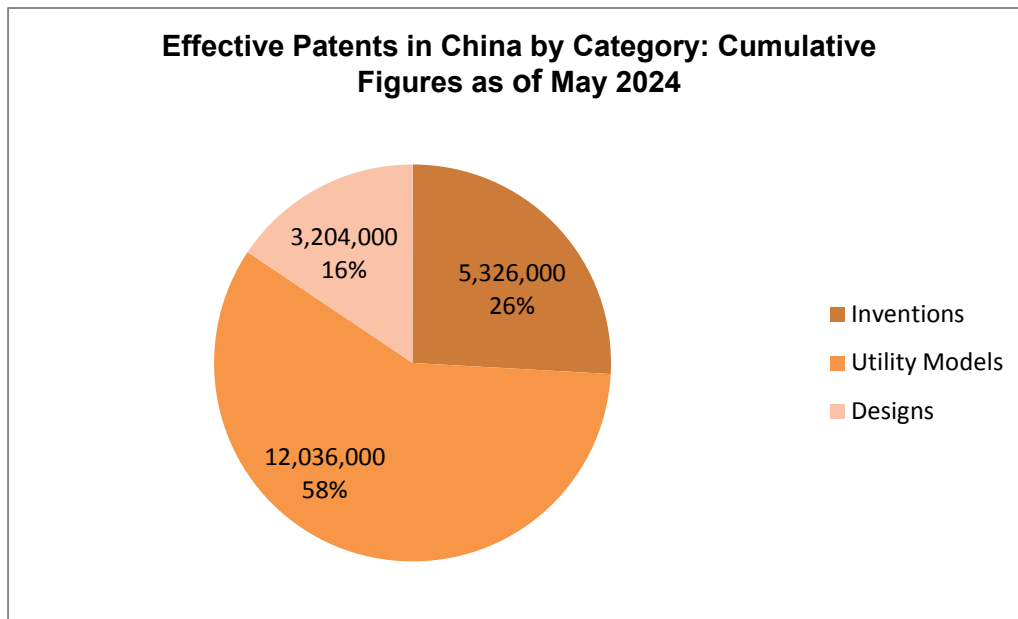
The China National Intellectual Property Administration (CNIPA) has recently published patent statistics for the first five months of 2024 on its official website. The data reveals significant trends across different categories of patents in China:

1. Invention Patents: 462,000 grants, marking a substantial increase of 36.1% compared to the same period last year.
2. Utility Model Patents: 784,000 grants, showing a decrease of 15.1% year-on-year.
3. Design Patents: 263,000 grants, declining by 11.3% from the previous year.

Patent Statistics & Comparison (January to May)			
	Inventions	Utility Models	Designs
2024	461,563	784,483	262,676
2023	339,048	924,275	296,013
Increase/Decrease	122,515	-139,792	-33,337
Growth Rate	36.1%	-15.1%	-11.3%
Patents in Force up to May 2024	5,326,000	12,036,000	3,204,000



Patent



From January to May 2024, the CNIPA received 26,900 Patent Cooperation Treaty (PCT) international patent applications. Domestic applicants accounted for 24,600 of these submissions.

In the realm of industrial designs, Chinese applicants filed 676 international design applications between January and April. Additionally, from January to May, 960 published international design applications designated China.

The CNIPA's monthly report, which categorizes domestic patent grants by type of patentees, provides a comparison of patent grants for the first five months of 2024 against the same period last year as follows:

Comparison of Domestic Patent Grants by Type of Patentees (January to May)							
		Institution s of Higher Learning	Scientific Research Institution s	Enterprise s	Public Institution s	Individual s	Total
Invention	2024	72,894	20,635	308,026	7,805	6,981	416,341
	2023	71,238	17,069	200,955	6,082	4,801	300,145
	Growth Rate	2.3%	20.9%	53.3%	28.3%	45.4%	38.7%
Utility Model	2024	23,656	6,463	696,575	22,574	33,080	782,348
	2023	26,532	6,938	806,057	21,885	60,519	921,931
	Growth Rate	-10.8%	-6.8%	-13.6%	3.1%	-45.3%	-15.1%
Design	2024	5,597	623	180,710	1,153	66,274	254,357
	2023	7,550	760	182,107	1,360	100,170	291,947
	Growth Rate	-25.9%	-18%	-0.8%	-15.2%	-33.8%	-12.9%

(Source: CNIPA)

Trademark

CNIPA Releases Statistics on Trademarks (January-May 2024)

China's trademark activity showed significant growth in the first five months of 2024. The CNIPA reported 2.877 million trademark applications, a 3.9% increase year-on-year. Trademark registrations surged by 26.7%, reaching 2.128 million. As of May 2024, the total number of valid registered trademarks in China stood at 47.805 million.

Trademark Statistics & Comparison (January to May)						
	Cumulative Registration	In Force	Application for Opposition	Application for Review of Rejection	Application for Invalidation	Application for Review of Revocation
2024	2,127,802	47,804,879	52,064	141,341	29,196	7,880
2023	1,679,048	43,963,381	44,161	118,307	27,050	7,842
Increase	448,754	3,841,498	7,903	23,034	2,146	38
Growth Rate	26.73%	8.74%	17.90%	19.47%	7.93%	0.48%

(Source: CNIPA)

Other Intellectual Property Developments

CNIPA Releases Statistics on Geographical Indications and IC Layout Designs (January-May 2024)

	Geographical Indication Products approved	Geographical indication trademarks approved to be registered as collective trademarks or certification trademarks	Market Participants approved to use the special mark for geographical indications
January to May 2024	4	101	2,288
Cumulative Total as of May 2024	2,512	7,378	27,927

In addition, from January to May 2024, 4,355 applications for registration of layout designs of integrated circuits were filed in China, and 4,633 registration certificates were issued.

(Source: CNIPA)

Special Bulletin

Chinese Enterprises Strengthen Patent Presence in Belt and Road Countries in 2023

2023 marked a significant milestone: the 10th anniversary of China's Belt and Road Initiative (BRI). This decade has seen a continual advancement in the quality and scope of BRI collaborations, leading to increasingly close economic and trade relationships between China and the countries participating in the initiative (hereafter referred to as "BRI Participating Countries"). Notably, this period has witnessed a bilateral strengthening of intellectual property (IP) strategies. Recent statistical analysis reveals several key trends in the patent activities of Chinese enterprises within BRI Participating Countries:

1. Chinese Enterprises Expand Patent Portfolios Across More BRI Participating Countries

In 2023, Chinese companies filed patent applications or received grants in 40 BRI Participating Countries, up from 38 in 2022. The top five countries for patent applications from Chinese entities were:

1. South Korea: 4,383
2. Singapore: 1,225
3. Russia: 1,170
4. Indonesia: 1,121
5. South Africa: 886

These five countries accounted for 74.1% of all Chinese patent applications in BRI Participating Countries.

Chinese enterprises received the most patent grants in:

1. South Korea: 2,573
2. Russia: 852
3. South Africa: 625
4. Vietnam: 369
5. Luxembourg: 342

These countries represented 78.9% of all patents granted to Chinese entities in BRI Participating Countries. Please refer to Fig 1 below:

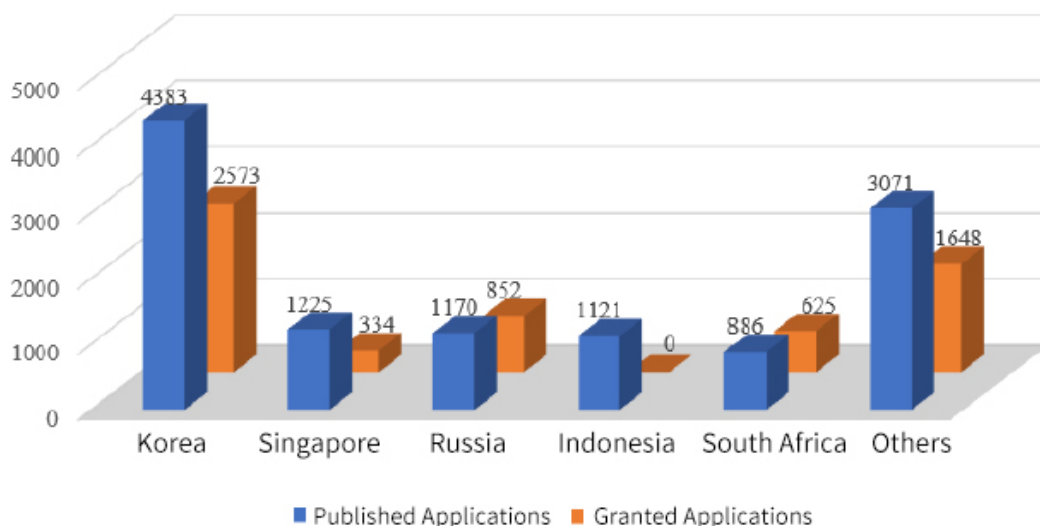


Figure 1: Top Five Countries for Chinese Patent Portfolios in Belt and Road Initiative Participating Countries in 2023 (Unit: Piece)

Special Bulletin

2. Chinese Patent Applications in Belt and Road Participating Countries: Dominated by Guangdong, Beijing, and the Yangtze River Delta

In 2023, Chinese enterprises significantly expanded their patent activities in countries participating in the Belt and Road Initiative (BRI). Key findings include:

Overall Trends:

- 2,610 Chinese companies filed patent applications in BRI Participating Countries, up by 181 from 2022.
- 1,731 enterprises were granted patents, matching the previous year's figure.

Regional Leaders:

1. Guangdong Province:

- Led with 4,441 patent applications
- 6.5% year-on-year increase
- Represented 37.5% of all applications, up 1 percentage point from 2022

Other Major Contributing Regions (applications exceeding 500):

2. Beijing: 1,503 (12.7%)
3. Jiangsu: 1,075 (9.1%)
4. Shanghai: 795 (6.7%)
5. Zhejiang: 723 (6.1%)

(Please refer to the Fig 2 below)

These top five regions, all from China's most economically advanced areas - the Beijing-Tianjin-Hebei cluster, the Yangtze River Delta, and the Greater Bay Area (including Guangdong, Hong Kong, and Macau) - accounted for 72.0% of all patent applications in BRI Participating Countries.

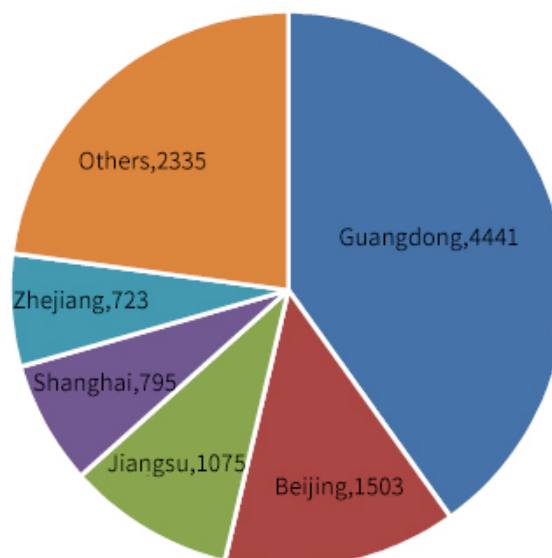


Figure 2: TOP 5 Chinese Provinces for Patent Applications in Belt and Road Initiative Participating Countries in 2023 (Unit: Piece)

Special Bulletin

3. Significant Advantages in Patent Portfolios of Digital Technology Enterprises

In 2023, the top five companies by the number of patent applications published in China were Huawei (1,180), CATL (768), Vivo (655), Tencent (276), and ZTE Microelectronics (267). In terms of the number of patents granted, the top five were Huawei (589), Baidu (340), OPPO (185), Vivo (175), and Tencent (148). These leading companies are primarily involved in digital technology (Please refer to Figure 3 below).

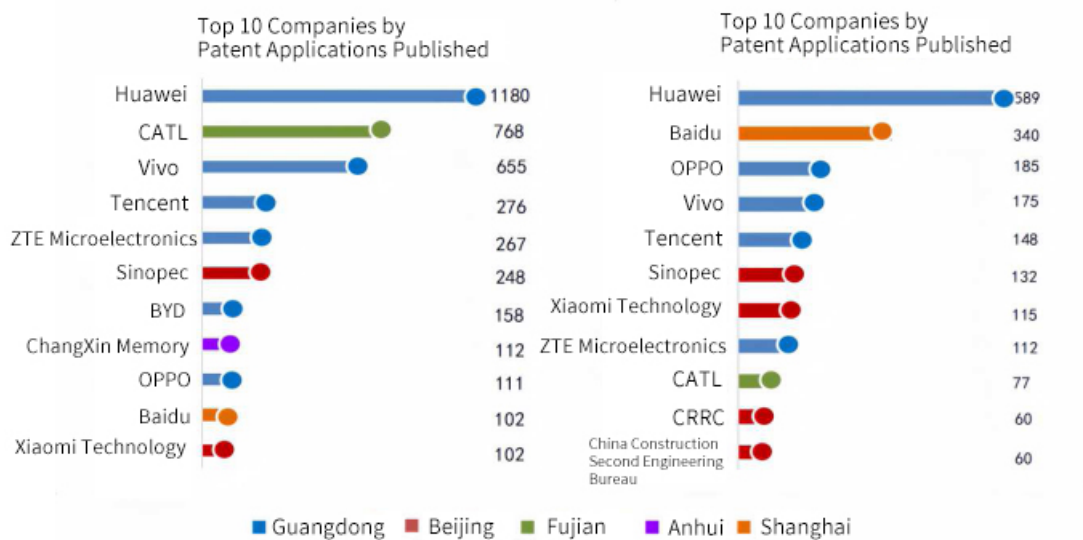


Figure 3 Top 10 Chinese Enterprises for Patent Application Publication / Authorization in the Belt and Road Initiative Participating Countries in 2023

4. Accelerated Expansion of Green and Low-Carbon Technology Patents

1. Country Distribution

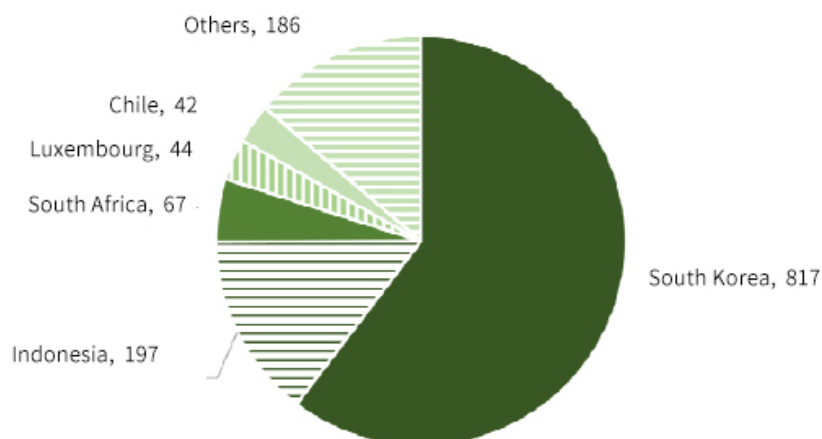


Figure 4: Distribution by Country of Green and Low-Carbon Published Chinese Patent Applications In 2023 Across Belt and Road Initiative Participating Countries

2. Distribution by Technical Field

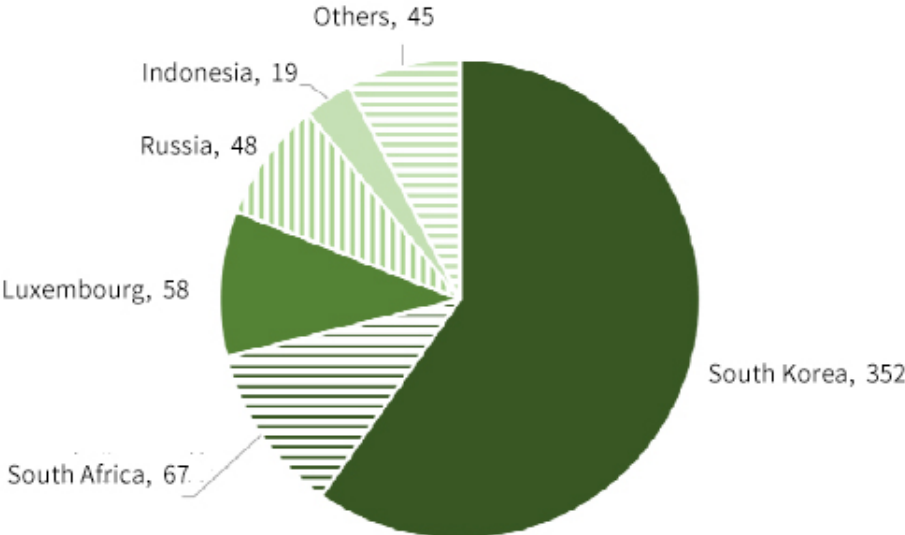


Figure 5: Distribution by Country of Green and Low-Carbon Granted Chinese Patent Applications In 2023 Across Belt and Road Initiative Participating Countries

3. Enterprise Activity

In 2023, a total of 352 Chinese companies applied for green and low-carbon patents in Belt and Road Initiative Participating Countries, an increase of 90 companies from the previous year. Additionally, 252 companies received patent grants, up by 71 companies from the previous year.

(Source: CNIPA)