

# W&B IP Newsletter



May of 2024, Vol. 85

## Contents

### The Latest from Watson & Band

Watson & Band again listed in Benchmark Litigation Asia-Pacific Guide 2024 .....	2
Watson & Band again ranked in 2024 ALB China IP Rankings.....	2
Released at the INTA Annual Meeting: Watson & Band selected into the Top 40 Service Capacity List of Foreign Trademark Agencies .....	3

### Patent

CNIPA publishes Statistics on Patents (January to April 2024) .....	3
From June 1, 2024 and on, the CNIPA will issue the new-version patent certificate. ....	5

### Trademark

CNIPA publishes Statistics on Trademarks (January to April 2024) .....	6
--	---

### Other IP Rights

CNIPA publishes Statistics on Geographical Indications and Layout Designs of Integrated Circuits (January to April 2024) .....	7
WIPO releases the 2024 World Intellectual Property Report .....	7



Website: [www.watsonband.com](http://www.watsonband.com)

E-mail: [mailip@watsonband.com](mailto:mailip@watsonband.com) | [mail@watsonband.com](mailto:mail@watsonband.com)

## Watson & Band Update

### Watson & Band again listed in Benchmark Litigation Asia-Pacific Guide 2024

On May 7, 2024, the world renowned legal rating agency Benchmark Litigation published its Asia-Pacific Guide 2024. With its nearly three decades' dedication in the intellectual property area, Watson & Band is listed for the 7th time in the "Intellectual Property" area in this year's Guide for its outstanding performance and achievements.



Reasons for recommendation:

Watson & Band, one of China's oldest intellectual property service providers, offers agency and consulting services concerning trademarks, patents and copyrights, as well as enforcement and litigation services and commercial IP-related legal services. Its industry specialty lies in the fields of chemistry, biotechnology, pharmaceuticals, electronics, telecommunications, metallic materials and semiconductors. Over the years, it has successfully represented many world famous enterprises in their IP rights enforcement actions and won favorable judgments for the IP rights.

### Watson & Band again ranked in 2024 ALB China IP Rankings

# ASIAN LEGAL BUSINESS

On May 20, the world renowned legal media Asian Legal Business (ALB) released its 2024 ALB China IP Rankings. With nearly three decades of professional services, outstanding performance and good reputation in the field of intellectual property, Watson & Band appears the China IP Rankings for the eighth consecutive year, and continues to rank in top tiers in the two sections known as "Patent" and "Trademark/Copyright".


Asian Legal Business is Thomson Reuters' premium legal journal and is one of the leading legal guides with a global reach. In this year's research process, ALB takes into account the volume, complexity and size of each firm's IP work, market share, team members and team growth, key clients, regional visibility and position, and status and momentum compared with the previous year, based on information collected from firm submissions, interviews, press releases and market recommendations, and thus identify and rank the top law firms in the IP field for a fair and transparent ranking of the IP practices.

## Watson & Band Update

### Released at the INTA Annual Meeting: Watson & Band selected into the Top 40 Service Capacity List of Foreign Trademark Agencies

On May 20, 2024, the "Top 40 Service Capacity List of Foreign Trademark Agencies" was released at the 146<sup>th</sup> INTA China Trademark Association Forum held in Atlanta, USA. The List is jointly released by the magazine China Trademark and the database IPhouse under the guidance of the China Trademark Association.

Watson & Band Intellectual Property Agent Ltd., with its long-term professional service, excellent performance and good reputation within the trademark agency service industry, was honored as one of the Top 40 Foreign Trademark Agencies in the said List.



The said List uses official data to establish a systematic evaluation model from more than ten dimensions, such as the number of foreign-related trademark applications, foreign-related trademark opposition cases, foreign-related trademark review cases, etc., to evaluate the trademark agencies that have been filed at the Trademark Office of the China National Intellectual Property Administration, and finally selects the most outstanding 40 foreign trademark agencies.



## Patent

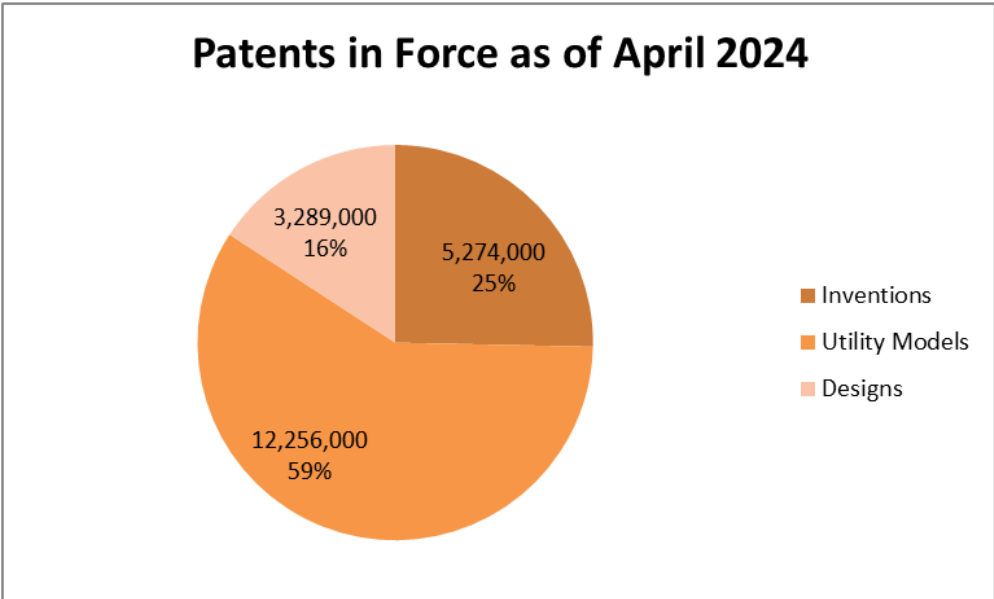
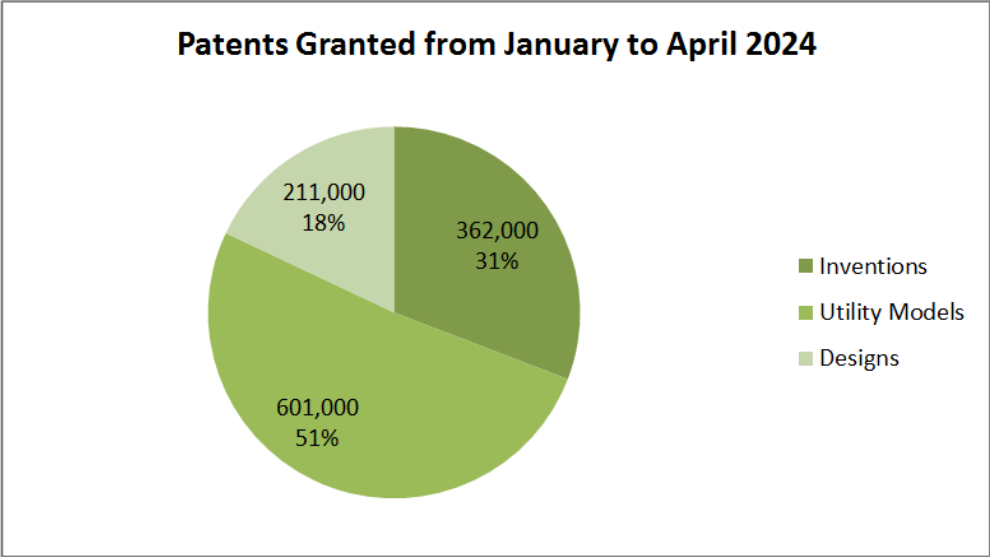
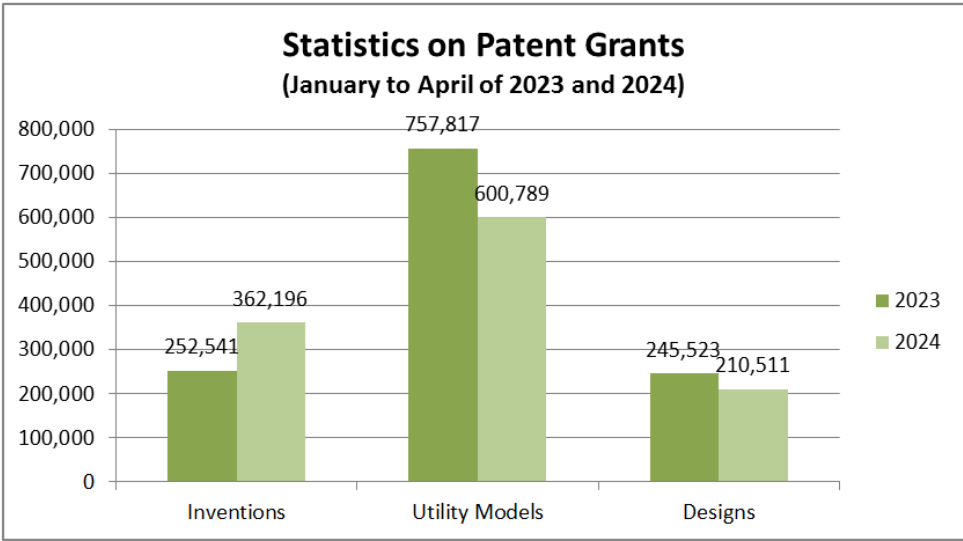
### CNIPA publishes Statistics on Patents (January to April 2024)

Recently, the CNIPA released the main statistical data of intellectual property rights from January to April 2024. Compared with the same period of 2023, the number of invention patents granted during the month increased by 109,655 at the annual growth rate of 43.42%, while the numbers of utility models and designs dropped by 20.73% and 14.26% respectively.

By the end of April 2024, the total number of all three types of patents in force reached 20,819,564.

Patent Statistics & Comparison (January to April)			
Patent Grants	Inventions	Utility Models	Designs
Year 2024	362,196	600,789	210,511
Year 2023	252,541	757,817	245,523
Increase	<b>109,655</b>	<b>-157,028</b>	<b>-35,012</b>
Growth Rate	<b>43.42%</b>	<b>-20.72%</b>	<b>-14.26%</b>
Patents in Force	5,274,173	12,256,094	3,289,297

# Patent



## Patent

From January to April 2024, the CNIPA accepted a total of 21,100 PCT applications, of which 19,200 were filed by domestic applicants.

Also during the said period, Chinese applicants filed a total of 676 international applications for design patents, and a total of 700 published international applications for design patents designated China.

Statistics based on the type of the patentees show that from January to April 2024, except for the public institutions, the numbers of **domestic utility model patents** granted to all the other four types of patentees **all declined**.

The number of utility model grants to institutions of higher learning **decreased by 14.63%**; the number of utility model grants to individual **decreased by 49.66%**; and the number of utility model grants to enterprises **decreased by 19.45%**.

The number of invention patent grants reached an annual growth rate of 46.24%. Among them, the invention patent grants to institutions of higher learning **increased by 7.41%**; the invention patent grants to individuals **increased by 58.4%**; and the invention patent grants to enterprises **increased by 61.7%**.

Statistics & Comparison of Patentee Types of Domestic Patent Grants (January to April)							
		Institutions of higher learning	Scientific research institutions	Enterprises	Public institutions	Individuals	Total
Invention	Year 2024	56,881	16,057	242,290	6,108	5,628	326,964
	Year 2023	52,958	12,687	149,849	4,535	3,553	223,582
	Growth Rate	<b>7.41%</b>	<b>26.56%</b>	<b>61.70%</b>	<b>34.69%</b>	<b>58.40%</b>	<b>46.24%</b>
Utility Model	Year 2024	18,444	4,966	532,798	17,060	25,762	599,030
	Year 2023	21,605	5,658	661,466	16,051	51,172	755,952
	Growth Rate	<b>-14.63%</b>	<b>-12.23%</b>	<b>-19.45%</b>	<b>6.29%</b>	<b>-49.66%</b>	<b>-20.76%</b>
Design	Year 2024	4,276	534	144,150	893	54,272	204,125
	Year 2023	5,945	615	149,969	1,112	84,691	242,332
	Growth Rate	<b>-28.07%</b>	<b>-13.17%</b>	<b>-3.88%</b>	<b>-19.69%</b>	<b>-35.92%</b>	<b>-15.77%</b>

(Source: China National Intellectual Property Administration)

### From June 1, 2024 and on, the CNIPA will issue the new-version patent certificate.

Recently, the China National Intellectual Property Administration (the “CNIPA”) issued a notice on the revision of the patent certificate (No. 581), for patents whose grants are announced after the date June 1, 2024 (including that date), the CNIPA will issue a new-version patent certificate. The new-version patent certificate will follow the A4 vertical layout, and will optimize and adjust the layout of the description items of the patents.

Samples of the new-version patent certificates for inventions, utility models and design patents are provided below for reference:

# Patent



(Source: China National Intellectual Property Administration)

# Trademark

## CNIPA publishes Statistics on Trademarks (January to April 2024)

From January to April 2024, the number of trademark registrations increased by 393,139 compared to the same period of 2023, reaching an annual growth rate of 29.53%. The numbers of applications for opposition, review of rejection and invalidation all increased with respect to the same period of 2023. The increase in the number of applications for review of rejection reached a remarkable rate of 18.04%.

Trademark Statistics & Comparison (January to April)						
	Cumulative Registration	In Force	Application for Opposition	Application for Review of Rejection	Application for Invalidation	Application for Review of Revocation
Year 2024	1,724,435	47,506,858	41,658	112,365	23,470	6,408
Year 2023	1,331,297		34,892	95,190	21,614	6,482
Increase	<b>393,139</b>		<b>6,766</b>	<b>17,175</b>	<b>1,856</b>	<b>-74</b>
Growth Rate	<b>29.53%</b>		<b>19.39%</b>	<b>18.04%</b>	<b>8.59%</b>	<b>-1.10%</b>

(Source: China National Intellectual Property Administration)



## Other IP Rights

### CNIPA publishes Statistics on Geographical Indications and Layout Designs of Integrated Circuits (January to April 2024)

	Geographical Indication Products approved	Geographical indication trademarks approved to be registered as collective trademarks or certification trademarks	Market Participants approved to use the special mark for geographical indications
January to April 2024	2	84	758
As of the end of April 2024	2,510	7,361	26,406

In addition, from January to April 2024, 3,503 applications for registration of layout designs of integrated circuits were filed in China, and 4,189 registration certificates were issued.

(Source: China National Intellectual Property Administration)

### WIPO releases the 2024 World Intellectual Property Report

Recently, the World Intellectual Property Organization (WIPO) released the *World Intellectual Property Report 2024* (the “*Report*”). The *Report* explores the intersection between human innovation, economic diversification and industrial policy, arguing that the key for countries to achieve sustainable growth lies in making the development of local innovation capacity a policy priority.

China's patent boom has narrowed the technological capability gap with the developed countries. The *Report* shows that over the past 20 years, China's technological capability has improved significantly due to the booming development of patent applications, and the degree of technical capability specialization has jumped from 16% to 94%.

The *Report* maps the innovation capacity of more than 150 countries over a 20-year period, pinpointing how different countries are diversifying their economies in technology, science and exports. The *Report* analyzed nearly 40 million patent applications, more than 70 million scientific papers, and exports of goods and services worth more than \$300 trillion, and found that innovation is highly concentrated in a small number of countries. The economies at the top of the technology and productivity rankings are either high-income countries (such as the United States, France, Germany, Japan, and South Korea) or large economies (such as China and India).

Over the past 20 years, the top eight innovative countries, such as the United States, China, and Germany, have accounted for 50% of global exports, 60% of scientific publications, and 80% of international patents granted. Among them, China, India and South Korea have significantly increased their technological diversification. These countries have become substantial players on the global innovation stage.

Focusing on case studies across the eight countries in industries such as motorcycles, agricultural technology, and video games, the *Report* reveals how innovators and policymakers are forging their own unique development paths through enhanced innovation capabilities.

(Source: China Intellectual Property News)